




Benefits of Logging into the App

Personalizing Your Experience

It's important to log into the App to access additional features. Once logged in, you can:

- Create a personalized schedule;
- Message fellow attendees;
- Share contacts;
- Take notes; and
- Share photos with the Convention hashtag #NIAmeets.



Logging into the App

From the Invitation Email

- From your mobile device, open the invitation email and click Download App
- Then, from the same email, click on Verify Your Account.

Step 1: Download the App

The first thing you'll need to do is download the App on the device you're bringing

Don't have an iOS or Android device? Skip Step 1 and go straight to Step 2 to verify

Download/Update


Step 2: Verify Your Account

Then, come back to this email using the same device from Step 1 and click Verify

Verify Account

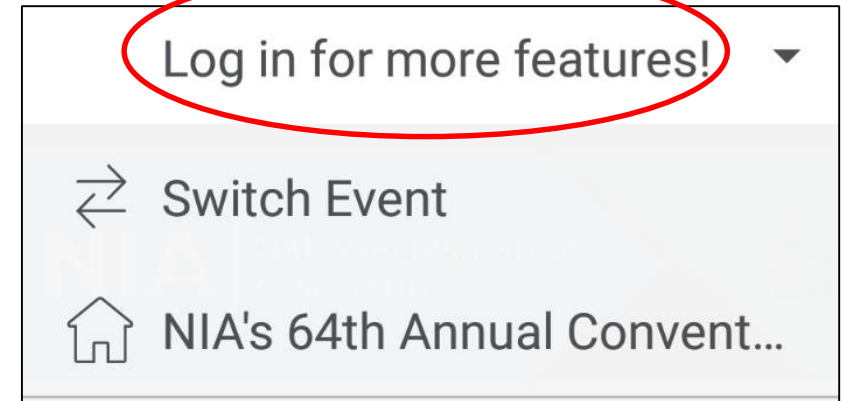
Logging into the App

From Your Mobile Device



Step 1: Click on the 3 lines located on the top left-hand corner of the App's main navigation page.

Step 2: Click on Log in for more features



Logging into the App

Step 3: Enter your first and last name and then click Next.

Step 4: Enter verification code, which you will receive by email or text. Then click Verify.

**You have
logged in!**